



# Black soldier fly (*Hermetia illucens* L.) as a high-potential agent for bioconversion of municipal primary sewage sludge

Silvia Arnone<sup>1</sup> · Massimiliano De Mei<sup>1</sup> · Francesco Petrazzuolo<sup>1</sup> · Sergio Musmeci<sup>2</sup> · Lorenzo Tonelli<sup>3</sup> · Andrea Salvicchi<sup>4</sup> · Francesco Defilippo<sup>5</sup> · Michele Curatolo<sup>5</sup> · Paolo Bonilauri<sup>5</sup>

Received: 27 September 2021 / Accepted: 10 April 2022 / Published online: 27 April 2022  
© The Author(s) 2022

## Abstract

The treatment of municipal wastewater produces clean water and sewage sludge (MSS), the management of which has become a serious problem in Europe. The typical destination of MSS is to spread it on land, but the presence of heavy metals and pollutants raises environmental and health concerns. Bioconversion mediated by larvae of black soldier fly (BSFL) *Hermetia illucens* (Diptera, Stratiomyidae: Hermetiinae) may be a strategy for managing MSS. The process adds value by generating larvae which contain proteins and lipids that are suitable for feed and/or for industrial or energy applications, and a residue as soil conditioner. MSS from the treatment plant of Ladispoli (Rome province) was mixed with an artificial fly diet at 50% and 75% (fresh weight basis) to feed BSFL. Larval performance, substrate reduction, and the concentrations of 12 metals in the initial and residual substrates and in larval bodies at the end of the experiments were assessed. Larval survival (> 96%) was not affected. Larval weight, larval development, larval protein and lipid content, and waste reduction increased in proportion to the increase of the co-substrate (fly diet). The concentration of most of the 12 elements in the residue was reduced and, in the cases of Cu and Zn, the quantities dropped under the Italian national maximum permissible content for fertilizers. The content of metals in mature larvae did not exceed the maximum allowed concentration in raw material for feed for the European Directive. This study contributes to highlight the potential of BSF for MSS recovery and its valorization. The proportion of fly diet in the mixture influenced the process, and the one with the highest co-substrate percentage performed best. Future research using other wastes or by-products as co-substrate of MSS should be explored to determine their suitability.

**Keywords** Scavenger insects · Waste management · Municipal sewage sludge · Biorefinery · Circular economy · Green chemistry · Metals

Responsible Editor: Ta Yeong Wu

✉ Silvia Arnone  
silvia.arnone@enea.it

<sup>1</sup> ENEA - Italian National Agency for New Technologies, Energy and Sustainable Economic Development  
- TERIN-BBC - Casaccia, Via Anguillarese 301,  
00123 S. Maria Di Galeria, Rome, Italy

<sup>2</sup> ENEA - Italian National Agency for New Technologies, Energy and Sustainable Economic Development  
- SSPT-BIOAG - Casaccia, Via Anguillarese 301,  
00123 S. Maria Di Galeria, Rome, Italy

<sup>3</sup> Località Canonica 44, 05018 Orvieto, TR, Italy

<sup>4</sup> Via dei Monti di Creta 49, 00167 Rome, Italy

<sup>5</sup> IZSLER - Istituto Zooprofilattico Sperimentale Lombardia ed Emilia-Romagna, Via A. Bianchi, 7/9, 25124 Brescia, Italy

## Abbreviations

BSFL	Black soldier fly larvae
DM	Dry matter (%)
DM <sub>is</sub>	Dry matter of initial substrate (%)
DM <sub>rs</sub>	Dry matter of residual substrate (%)
DM <sub>l</sub>	Dry matter of larvae (%)
GLM	Generalized linear model statistic test
IS	Initial substrate (g)
LS	Larval survival (%)
LW	Larval weight (mg)
M <sub>is</sub>	Metal content in the initial substrate (mg kg <sup>-1</sup> <sub>DM</sub> )
M <sub>l</sub>	Metal content in larvae after bioconversion (mg kg <sup>-1</sup> <sub>DM</sub> )
M <sub>rs</sub>	Metal content in the residual substrate (mg kg <sup>-1</sup> <sub>DM</sub> )
MR	Metal reduction (%)
MSS	Municipal sewage sludge

PrCR	Protein conversion ratio (%)
RS	Residual substrate (g)
WR	Waste reduction (% fresh weight basis)
WRI	Waste reduction Index

## Introduction

The continuous growth of global population and urbanization is increasing the generation of waste and overexploitation of natural resources (fuels, minerals, water, land, and biodiversity). More sustainable development practices are urgently needed. Waste management is one of the main challenges of the latest decades and represents an increasingly important area of resource recovery (EEA 2020). Among wastes, urban wastewater and related sewage sludge represent a serious harm for the environment. Wastewater is a mixture of black and grey water derived from domestic activities, stormwaters, and other urban runoff. High-income countries treat about 70% of urban wastewater (UNWWDR 2017) by collecting it in sewer networks and conveying it to treatment plants with the purpose of separating clean water from the solid component, the municipal sewage sludge (MSS or biosolids). The more efficient the wastewater treatment plant and the higher the quantity of the wastewater treated, the greater the amount of MSS produced that must be managed (Bianchini et al. 2015). Currently, more than 10 million tons (dry matter) of MSS are produced per year in Europe (Eurostat 2019). The characteristics of MSS depend on the quality of the wastewater and on the treatment system. MSS is composed of organic matter (as high as 30–60%), which includes lipids (over 20%), carbohydrates (about 50%, including sugar, starch and fiber), nitrogen, phosphorus, and potassium (about 3, 1.5 and 0.7%, respectively), with a C/N ratio ranging from 10 to 20% (dry matter basis) (Kumar et al. 2017; Wei et al. 2010). This represents a potential resource for energy and valuable products (Puyol et al. 2016). However, it also can contain high levels of heavy metals (Islam et al. 2013; Kumar et al. 2017), pathogens (Clarke and Smith 2011), and physical, chemical, and biological pollutants (Strauch 1991), such as microplastics (NIVA 2018), polycyclic aromatic hydrocarbons, perfluorinated surfactants (Tavazzi et al. 2012), and polychlorinated biphenyl (Kaya et al. 2015). MSS naturally undergoes decomposition with emission of the greenhouse gases carbon dioxide, methane, and nitrous oxide (Hofman et al. 2011).

In the past, landfill and sea disposal were the most frequently used way of MSS management (EC 2001). Application of MSS on land has been considered for a long period to be the most appropriate strategy of reuse since it contributes to improvement of soil fertility and crop productivity (Somers 1977). At present, it is the main route (50%) followed in Europe (Collivignarelli et al. 2019). On the other hand,

the presence of toxic metals raises environmental and health concerns regarding long-term impact of MSS land application (Charlton et al. 2016; Elmi et al. 2020; Singh and Agrawal 2007). Evidence of persistence of heavy metals in the soil that impair microbial diversity (Chaudri et al. 1993; McGrath 1987) and affect the growth of crops and modify trophic chain (Larsen et al. 1994) formed the basis for having a precautionary approach in regulation of heavy metal concentrations in soil (Witter 1996; EC 2000). In Europe, the limit in the use of sewage sludge in agriculture is regulated by Directive 86/278/EEC. The Directives UE 850/2018 and 851/2018 introduce a new regulation for organic waste disposal, providing for the progressive reduction of the use of landfills and encouraging recycling and recovery, stating that landfilling of biosolids must be banned, land application must be limited, and other routes of recovery must be explored (Collivignarelli et al. 2019; Mateo-Sagasta et al. 2015). It has become evident that innovative technologies for MSS treatment are essential, along with attitudes and approaches that promote alternative MSS disposal and recycling options. Methods for energy production such as incineration and co-combustion (Fytli and Zabaniotou 2008), thermal treatment (Bianchini et al. 2015), pyrolysis and gasification (Manara and Zabaniotou 2012; Samolada and Zabaniotou 2014), and biological treatments (anaerobic digestion and co-digestion with other organic wastes) (Iacovidou et al. 2012; Münster and Lund 2009; Venkatesh and Elmi 2013) are being studied. Composting has also been proposed for the conversion of MSS to soil fertilizers, as is (Roig et al. 2012) or mixed with other organic waste (Dzulkurnain et al. 2017; Moretti et al. 2015; Wong et al. 2011). The process can improve the chemical and the physical properties of sewage sludge (Parr et al. 1978) but may only partially reduce the toxic heavy metal and the organic pollutant content. Furthermore, during composting, the reduction of the volume can cause an increase of some metal concentrations (Hsu and Lo 2001) and loss of biologically active nitrogen due to ammonia volatilization if it is not well ventilated (Chen 2012). Vermicomposting represents an improved bioconversion technology based on the ability of earthworms to decompose and accelerate the biodegradation process (Lim et al. 2016). He et al. (2016) observed a reduction of heavy metal concentration during vermicomposting of sewage sludge as well as did Liu et al. (2005), due to a metal sequestration carried out by earthworms. This process, known as Conversion of Organic Refuse by Saprophages (CORS) (Diener and Zurbrugg 2008), however, requires a large land area and high costs of investment (Bhat et al. 2018). Additional drawbacks are related to toxicity of MSS that can affect the survival and the activity of the earthworms (Elvira et al. 1996; Fayolle et al. 1997; Hu et al. 2021). CORS can be accomplished with another saprophagous organism that is specialized to feed on decaying organic matter, the larvae of *Hermetia illucens* (L.,

1758) (Diptera, Stratiomyidae: Hermetiinae), known as the black soldier fly (BSF). *H. illucens* is native to the tropical region of South and Central America (Leclercq 1997), but has become a cosmopolitan species in tropical and warm temperate regions (Üstüner et al. 2003). The duration of its life cycle depends on nutritional and environmental conditions, but it is typically 6–7 weeks long in warm temperatures (25–30 °C) and balanced nourishment for larvae (Sheppard et al. 2002). At maturity, which normally is reached after 15–20 days, larvae gain the maximum weight, stop feeding (Bonelli et al. 2020), darken, and migrate in search of a dry area for pupation (Diciaro and Kaufman 2009; Holmes et al. 2013).

The process of biocomposting with BSF consists of feeding larvae (BSFL) with organic waste, which has the double advantage of reducing the waste to a solid residue (undigested feed, feces and exuviae) that can be used as soil amendment (Diener et al. 2011; Wang et al. 2021), and recovering added value compounds accumulated in the body of the larvae, such as proteins and lipids (Nguyen et al. 2015; Barragan-Fonseca et al. 2017; Oonincx et al. 2019). The extraction and fractioning of specific functional components (e.g., amino acids, fatty acids, minerals, and chitin) are current research topics, with a view to the development an insect-based biorefinery for production of bioplastic, bioactive peptides, chitosan, biosurfactants, coatings, or textiles (Barbi et al. 2019; Ravi et al. 2020; Neis-Beeckmann 2020). The process takes as long as the larvae need to reach the prepupal stage (15–20 days) (Diener et al. 2009; Gobbi et al. 2013). Besides a remarkable reduction of the volume of the solid waste at the end of the process (Joly and Nikiema 2019), additional benefit is the reduction of greenhouse gases (CO<sub>2</sub>, CH<sub>4</sub>, and NO<sub>2</sub>) and NH<sub>3</sub> emissions by over 90% compared with conventional composting (Pang et al. 2020). The voracity of the larvae and the ability of their microbiome enable them to efficiently consume a wide range of substrates (Bruno et al. 2019; Diener and Zurbrügg 2008; Jeon et al. 2011; Mazza et al. 2020; Nguyen et al. 2015). As such, there is an ongoing interest all over the world in the use of BSFL for managing organic wastes such as animal manure, and food and agroindustry waste (Joly and Nikiema 2019; Newton et al. 2005; Rehman et al. 2017a, 2017b; Singh and Kumari 2019). Kalová and Borkovcová (2013), Leong et al. (2016), Cai et al. (2018), Lalander et al. (2019), and Liu et al. (2020) used MSS as feeding substrate for BSFL, stating that there is a potentiality in bioconversion of this waste.

The wastewater treatment plant of Ladispoli, a town of 41,000 inhabitants in the province of Rome, produces about 1000 ton/year of MSS and the municipality pays more than 100 €/ton to send it to landfills for composting. Thanks to the agreement between the municipality of Ladispoli and ENEA, Flavia Acque s.r.l., the company in charge of the management of the wastewater plant of Ladispoli provided

ENEA with MSS (CER code 19 08 05) for experimental trials with BSFL. A laboratory experiment was established to assess the ability of BSFL to compost MSS, using a standard fly diet, the Gainesville diet (Hogsette 1992), as co-substrate. It is widely reported that the feeding diet affects BSFL performance and impacts larval nutrient accumulation and the waste reduction (Joly and Nikiema 2019; Gold et al. 2018). Moisture, pH (Cammack and Tomberlin 2017; Ma et al. 2018), macronutrient content (fats, proteins and carbohydrates), and the availability of a balanced amount of calories are important factors that influence larval development (Gobbi et al. 2013; Dortmans et al. 2017; Barragan-Fonseca et al. 2018; Barragan-Fonseca et al. 2019; Gold et al. 2018; Lalander et al. 2019). Among nutrients, protein content is considered the most important key parameter (Barragan-Fonseca et al. 2018; 2019) together with protein:carbohydrate ratios, having both a large influence on larval development and process performance (Barragan-Fonseca et al. 2020), while lipids inhibit the larval development only if provided in excess (Oonincx et al. 2015). The pH even if seems not to be a key factor for the BSFL activity (Joly and Nikiema 2019), influences BSFL activity (Meneguz et al. 2018; Ma et al. 2018) and should be in the range of 5 and 8 considered as suitable for BSFL development (Lalander et al. 2015; Rehman et al. 2017b). The optimum moisture varies between 70 and 80% (Cammack and Tomberlin 2017). Based on these evidence, we characterized the substrates for pH, for dry matter %, and macronutrient content. Furthermore, it was relevant to know the metal content of the substrates before and after the treatment. With the aim to evaluate the ability of BSFL to feed on these sewage sludge-based substrates, larval survival, final weight, and the chemical composition of mature larvae were measured. The reduction of the substrate was also detected.

## Materials and methods

### The insect

In order to have specimens for the experiments, a laboratory colony was established at the ENEA Casaccia Research Center of Rome, starting from a population of 400 BSF immature larvae provided by the Istituto Zooprofilattico Sperimentale per la Lombardia e l'Emilia Romagna of Reggio Emilia (IZSLER). We used the rearing process described by Harnden and Tomberlin (2016), which is a modified method of Sheppard et al. (2002). Larvae were fed on moistened Gainesville diet (50% wheat bran, 30% alfalfa meal, 20% corn meal; 170 ml of tap water per 100 g) (Hogsette 1992) until prepupation in a climatic chamber maintained at temperature of 25° ± 1 °C, 70 ± 10% relative humidity (RH) and darkness. Pupae

were then confined in plastic boxes with lids incorporating mesh-lined holes to prevent emerging adults escaping, while maintaining  $50 \pm 10\%$  RH and darkness. Newly emerged adults were housed in a cage  $80 \text{ L} \times 80 \text{ W} \times 180 \text{ H cm}$  (BugDorm, Taiwan) in a climatic chamber at  $27^\circ \pm 1^\circ \text{C}$ ,  $70 \pm 10\%$  RH. Following Heussler et al. (2019), a photoperiod of 16L:8D cycle was set using 3 m of Inspire Ledflexi Strip Lights (Adeos Service, France) 26 W, 4000 K, 400 lumen/m. To attract fertilized females and stimulate them to oviposit preferentially in easily recoverable oviposition sites, two plastic cups were nested together with a small amount of moistened Gainesville diet inoculated with a handful of 3–4-day-old larvae in order to prevent mold growth, sandwiched between the bottoms of the two cups (Booth and Sheppard 1984; Sheppard et al. 2002). The exterior cup had a perforated bottom covered with mesh to prevent females from directly contacting the diet. Strips of corrugated cardboard were placed above the mesh allowing BSF females to lay egg masses in the small slots of the corrugated cardboard. Egg masses were incubated at  $25^\circ \pm 1^\circ \text{C}$ ,  $60 \pm 10\%$  RH and darkness, and positioned such that the newly hatched larvae could fall on fresh Gainesville diet. Neonate larvae were maintained and reared as described above to start a new cohort. Eggs used for subsequent experiments were collected after 24-h exposure to ovipositing females, and larvae were reared for 9 days on Gainesville diet in the same rearing conditions.

### The substrates

MSS was collected directly from the wastewater treatment plant on the same day as the start of the trials. Two MSS treatments were tested: moist Gainesville diet with an equal amount of MSS mixed in (i.e., 50% MSS) and one part diet with three parts MSS (i.e., 75% MSS) on the basis of fresh weight, named S50 and S75, respectively. Moist Gainesville diet was used as control, named S0. Prior to the experiments, the total amount of the three different substrates needed for all the treatments was prepared to ensure uniformity to the mixtures.

### Experimental design

BSFL are gregarious and voracious so it is important to balance the number of larvae with the quantity of waste to ensure maximal consumption while avoiding overcrowding and nutritional deficiency (Rivers & Dahlem 2014). For this reason, in order to set up the experimental plan, we referred to results of Tomberlin et al. (2002), Diener et al. (2009), and Parra Paz et al. (2015) who reported that larval density should be lower than 1.2–5.0 individuals per  $\text{cm}^2$  of surface container and estimated that the daily optimum food quantity should be at least 100 mg per larva (60% moisture content).

On the basis of results of our preliminary trials (unpublished data), we choose the batch strategy, which means that we provided larvae with the total amount of feeding substrate once at the beginning of the trial, without adding or changing the substrate until the end of the process. The experimental unit consisted of 700 g of each substrate put in plastic boxes ( $20 \text{ L} \times 30 \text{ W} \times 9 \text{ H cm}$ ) with 500 9-day-old larvae. Larvae were separated from the stock colony rearing substrate, counted, washed, dried on filter paper and added to the substrate. In these conditions the larval density was 0.83 larvae per  $\text{cm}^2$  and the food availability was 1.4 g per larva. The thickness of the substrate was under 3–7 cm as recommended by Perednia (2016) and Joly and Nikiema (2019). After ensuring that the larvae had entered the substrate, the boxes were covered with perforated lids lined with a mesh size of  $1 \text{ mm}^2$ . All boxes were placed in a climatic chamber under the same conditions for larval rearing, 3 replications each treatment (S0, S50 and S75).

### larval performance and substrate reduction

Larvae were weighed every 2–3 days after initiation (on days 2, 5, 7, and 9). Three randomized subsamples of 10 larvae each were washed, dried on filter paper, weighed, and then returned to their respective container. The trials were considered concluded when a decrease in larval weight was observed as an indication of the initiation of the prepupal stage. In fact, the maximum larval weight (Bonelli et al. 2020), as well as the observation of first prepupae (Barragan-Fonseca et al. 2018), are considered the end of the larval stage at what time mature larvae undertake the prepupal period with a non-feeding phase, accompanied by a weight loss and by the darkening of the body color (May 1961; Diener et al. 2011; Gobbi et al. 2013; Barros-Cordeiro et al. 2014; Lalander et al. 2019; Georgescu et al. 2020). So at the 4th check, all surviving individuals were separated, washed, dried, counted, and distinguished as larvae or prepupae on the basis of darkening of exoskeleton (Díclaro and Kaufman 2009; Holmes et al. 2013). Parameters and indexes were calculated as follows:

- (1) Larval weight (LW) (mg/larva) based on fresh weight measured at the beginning and at 2, 5, 7, and 9 days.
- (2) Larval survival (%), measured at the end of the trial:

$$LS = \frac{\text{survived individuals}}{500} \times 100$$

where 500 is the initial number of individuals for all the treatments.

- (3) Prepupation (%) measured at the end of the trial counting dark larvae (prepupae):

$$PP = \frac{\text{prepupae}}{\text{survived individuals}} \times 100$$

- (4) Waste reduction (%) on wet weight basis

$$WR = \frac{IS \text{ (g)} - RS \text{ (g)}}{IS \text{ (g)}} \times 100$$

where IS is the initial substrate and RS is the residual substrate.

- (5) Waste reduction index (from Diener et al. 2009)

$$WRI = \frac{WRD \text{ (%on dry matter basis)}}{T}$$

where WRD is waste reduction calculated on dry matter basis and  $T$  is the duration time of the experiment (9 days).

### Proximate analysis and pH

Samples of the substrates MSS, S0, S50, and S75 were measured for protein and lipid content at the beginning of the experiment. At the end of each trial, BSFL were frozen and then measured for protein and lipid content. Protein content was determined through sample combustion, separation of nitrogen from other gases, and then detection of nitrogen by a thermal conductivity detector (N/protein Analyzer 2000, Thermo Fisher Scientific, USA). To determine protein content, total N was multiplied with the factor Kp 6.25 for the substrate and with the factor Kp 4.76 for the insect in order to avoid the overestimation of proteins due to the presence of chitin in the exoskeleton (Janssen et al. 2017). Fat content was determined by gas chromatography based on the Caviezel method (Pendl et al. 1998). For dry matter determination (DM), all samples were incubated in an oven at 60 °C for one night. Ash content was measured by incineration at 550 °C for 4 h in a combustion oven. Carbohydrates of substrates were estimated by the difference method by subtracting from the total dry weight of the sample (100 g) the sum of moisture, lipid, protein, and the ash ( $\text{g}/100\text{g}_{\text{DM}}$ ):

- (6) Carbohydrates (g) = 100 – [weight in g (moisture + lipid + protein + ash) in 100 g of substrate].  
 (7) Protein conversion ratio was calculated on dry matter basis following Lalander et al. (2019):

$$\text{PrCR} = \frac{\text{Pr}_l}{\text{Pr}_{is}} * \frac{\text{DM}_l}{\text{DM}_{is}} \times 100$$

where  $\text{Pr}_l$  is the protein content in the mature larvae at the end of the experiment,  $\text{Pr}_{is}$  is the protein content in the initial substrate, and  $\text{DM}_l$  and  $\text{DM}_{is}$  are the dry matter (%),

respectively, in the mature larvae at the end of the experiment and in the initial substrate.

At the beginning of the experiment and at each check (2, 5, 7, and 9 days after initiation), the substrates S0, S50, and S75 were measured for pH. Samples of 10 g were diluted with 17 ml of distilled water, shaken, and left until complete dissolution prior to analysis (Chan and Jang 1995) with a Metrohm E 516 Titriskop (Herisau, Switzerland).

### Metal detection

The 12 metals analyzed in this work are heavy metals, except K. As, Cd, Cr, and Pb are considered non-essential and toxic (Tchounwou et al. 2012) and pose a threat if present in large quantities. Cu, Co, Fe, Mn, Mo, Ni, and Zn are essential elements (Rengel 2004), some in traces other in abundance, and their toxicity depends on their concentration and, mostly, on their availability (Singh and Kalamdhad 2011). Measurement of metal concentration was carried out in the initial substrates, and in the residue and in larval bodies at the end of the experiment by inductively coupled plasma-mass spectrometry (ICP-MS).

According to Wang et al. (2013), the change in the concentration of metals in a substrate after composting can be expressed as the ratio between the “algebraic difference between metal concentration in the initial substrate and the final substrate” and the initial concentration  $\times 100$  on dry matter basis. Therefore, metal reduction was calculated on dry matter basis as:

$$MR = \frac{M_{is} - M_{rs}}{M_{is}} \times 100 \quad (7)$$

where  $M_{is}$  and  $M_{rs}$  are the metal content in the initial substrate and in the residual substrate, respectively.

### Statistical analysis

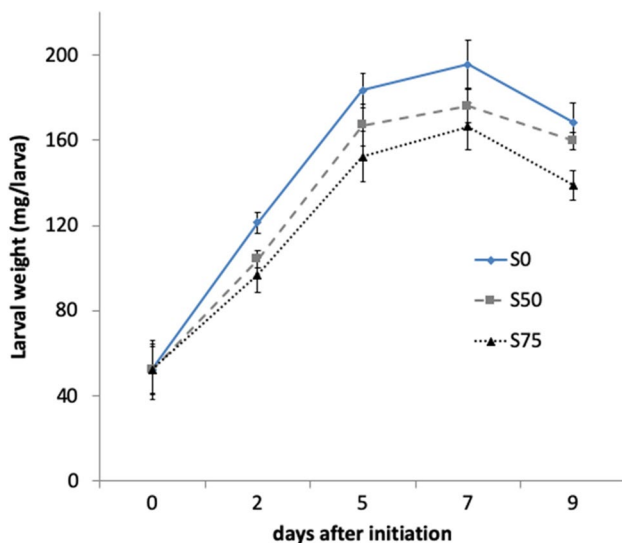
Data were analyzed using PASW Statistic 17, Release Version 17.0.2 (SPSS Inc., 2008). Homogeneity of variance within groups ( $n = 3$ ) was verified according to Levene’s test, and deviations from normality were verified by the Shapiro-Wilk’s test. When these assumptions were met, groups were compared by one-way Anova for WR and WRI of the substrates after bioconversion, BSFL protein and lipid, DM<sub>l</sub>, PrCR, and pH, and the post hoc Tukey test was applied for mean separation. In the case of slight deviations from normality and from homogeneity of variance, Welch’s  $F$  test and Games-Howell post hoc tests were applied. Larval weight was analyzed by the general linear model repeated measures where each box was considered as a subject of the experiment. The concentration of primary sludges was treated as a factor between the subjects, while the measurement times

were the repeated factors within each subject. In the case of percentage of prepupation and MR values, the generalized linear model analysis was applied. For these data, a gamma distribution was assumed after verification by the explore procedure in the SPSS software (normality tests, overall and within groups, frequency distribution plots, comparing of probability distributions by the q-q plot). A full factorial model was used, and means and contrasts were analyzed by the Bonferroni test. Levels of significance are reported in the text and tables according to the conventional notation: ns,  $P > 0.05$ ; \*,  $P \leq 0.05$ ; \*\*,  $P \leq 0.01$ ; \*\*\*,  $P \leq 0.001$ .

## Results

### Larval performance and substrate reduction

The change in larval weight (LW) detected at each check is shown in Fig. 1. The trend of larval growth for all the treatments looks like a part of a sigmoidal curve (Sripontan et al. 2020; Laganaro et al. 2021) with a rapid weight increase from 0 to 5 days from the initiation of the experiment. The maximum LW was recorded on the 7th day from the beginning of the experiment (larvae 16-days old) equal to 176 mg/larva and 166.3 mg/larva for S50 and S75, respectively, and equal to 195.7 mg/larva for S0. A decrease was observed at the last check on 9th day from the beginning of the experiment (larvae 18-days old). The LW increase on the two substrates mixed with MSS (S50 and S75), at each check, was lower than that on the control (S0), and these differences were statistically significant according to the general linear



**Fig. 1** Larval weight (mg/larva) over time grown in the three substrates with different proportions of MSS (0, 50, and 75%) mixed with Gainesville diet, labeled S0, S50, and S75, respectively (bars represent standard errors)

model repeated measures analysis applied starting from the check on the 2nd day after initiation (effect between-subjects  $F = 7.303^*$ ). The substrates \* check interaction within-subject was not significant, suggesting that their effects were quite constant for the 3 treatments during the experiment.

At the 9th day from initiation (last check), the decrease in weight from the preceding check indicates that the larvae had entered the prepupal stage that is the post-feeding condition just before metamorphosis (Bonelli et al. 2020). In fact, for S0 and for S50, 40.6% and 48.0% of the individuals, respectively, showed a darkening of the body color (Table 1). In S75 only, the 12.0% of the individuals were changing the color, which differing significantly from values for S0 and S50 (likelihood ratio  $X^2 455.343^{***}$  according to the GLM). The larval survival (LS) (Table 1) at that last check was 96.8%, 98.5%, and 99.8% on S50, S75 and the control S0, respectively, and did not differ significantly.

As regards the % reduction of the substrate (WR% on fresh matter basis) and the reduction related to the feeding time (WRI calculated on dry matter basis), no significant differences were detected between values obtained for S0 and S50, while for the S75 treatment, both values were significantly lower than those on the other two treatments, according to Tukey's test (Table 2).

### Proximate analysis and pH

The proximate analysis of MSS that was used, those of the three substrates S0, S50 and S75 before bioconversion and the dry matter content in the substrates before ( $DM_{is}$ ) and after ( $DM_{rs}$ ) the bioconversion are reported in Table 3. S75 was the richest substrate both for protein and lipid content (respectively 30.3 and 4.6 g/100g<sub>DM</sub>)

**Table 1** Larval survival (LS) and prepupation (PP) (%; mean  $\pm$  s.e.)

	S0	S50	S75
PP <sup>1</sup>	40.6 $\pm$ 0.15a	48.0 $\pm$ 5.01a	12.0 $\pm$ 2.13b
LS	99.8 $\pm$ 1.00	96.8 $\pm$ 9.2	98.5 $\pm$ 7.7

<sup>1</sup>Values followed by different letters vary significantly at  $p < 0.05$  according to Tukey's test

**Table 2** Reduction of the MSS mixed substrates after the bioconversion (mean  $\pm$  s.e.)

	S0	S50	S75	F Anova
WR %	56.7 $\pm$ 0.38a	47.2 $\pm$ 3.91a	29.9 $\pm$ 1.96b	28,605***
WRI %	6.3 $\pm$ 0.04a	5.2 $\pm$ 0.75a	3.3 $\pm$ 0.46b	28,742***

Values followed by different letters in the same row vary significantly at  $p < 0.05$  according to Tukey's test

WR waste reduction % on fresh weight basis, WRI waste reduction index on dry weight basis

**Table 3** Chemical composition of the MSS that was used and of the three tested substrates before treatment and dry matter before ( $DM_{is}$ ) and after ( $DM_{rs}$ ) conversion. Values of nutrients are expressed as  $g/100g_{DM}$

	MSS	S0	S50	S75
Proteins	38.1	13.9	25.1	30.3
Lipids	5.6	3.7	4.3	4.6
Carbohydrates	30.3	76.3	56.4	45.9
$DM_{is}$ %	22	36	29	25
$DM_{rs}$ %		42	34	27

in comparison with S50 (25.1 and 4.3  $g/100g_{DM}$ ) and the control diet S0 (respectively 13.9  $g/100g_{DM}$  and 3.7  $g/100g_{DM}$ ). By contrast, S75 had the lowest DM content (25.1  $g/100g_{DM}$ ) compared to 36  $g/100g_{DM}$  for S0 and the lowest carbohydrate content according to formula 6 (45.9  $g/100g_{DM}$ ) in comparison with those in S0 and S50 (76.3 and 56.4, respectively).

After the bioconversion, larval protein content (Table 4) was  $36.1 \pm 0.75 g/100g_{DM}$  and  $35.4 \pm 0.23 g/100g_{DM}$  respectively on S50 and S75, values that were significantly lower than that on S0 ( $39.3 \pm 0.66 g/100g_{DM}$ ), while the PrCR values on S0, S50 and on S75 substrates did not significantly differ among them. As regard lipids, values showed a decrease with increasing concentration of primary sludge in the substrates even if significant differences were detected only between S75 (20.8  $g/100g_{DM}$ ) and S0 (28.4  $g/100g_{DM}$ ).

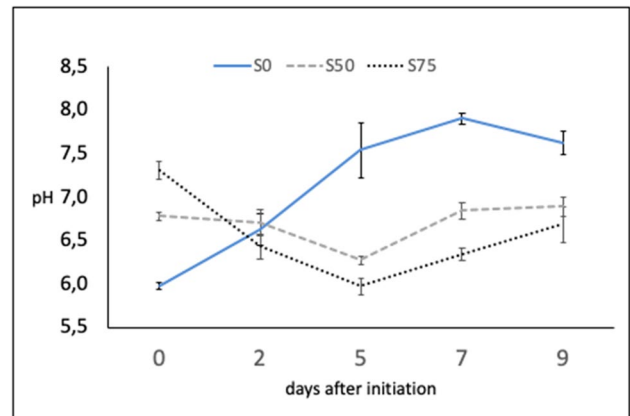
The initial pH in the mixed substrates S50 and S75 were 6.8 and 7.3, respectively (Fig. 2). These values decreased quite rapidly after infestation with BSFL, and on the 5th day, they reached the minimum (respectively 6.3 and in 6.0) before increasing until the end of the experiment. By contrast, the initial pH of the Gainesville diet S0 equal to 6.0 increased from the beginning and for three checks and then weakly decreased at the last check. Final pH approached values ranging from 6.7 for S75 and 7.6 for S0, with the latter significantly differing from S50 and S75.

**Table 4** BSFL nutrient composition ( $g/100g_{DM}$ ) and protein conversion rate (PrCR %) (mean  $\pm$  s.e.)

	% of MSS			<i>F</i> Anova
	S0	S50	S75	
Proteins	$39.3 \pm 0.66a$	$36.1 \pm 0.75b$	$35.4 \pm 0.23b$	12,585***
PrCR	$38.0 \pm 2.40$	$38.4 \pm 0.33$	$33.0 \pm 5.47$	0.038 n.s
Lipids	$28.4 \pm 1.08a$	$23.6 \pm 1.13ab$	$20.8 \pm 1.72b$	8,059**
DM %	$30.2 \pm 0.26a$	$29.8 \pm 1.00a$	$26.7 \pm 0.43b$	8,749**

Values followed by different letters in the same row vary significantly at  $p < 0.05$  according to Tukey's test

n.s. not significant



**Fig. 2** The pH variation during the bioconversion on the three feeding substrates with different proportions of MSS (0, 50, and 75%) mixed with Gainesville diet, labeled S0, S50, and S75, respectively (bars represent standard errors). One-way ANOVA result per check (in parenthesis) among treatments:  $F(0) = 56.050$ ,  $p = 0.001$ ;  $F(2) = 1.444$  n.s.;  $F(5) = 11.902$ ,  $p = 0.001$ ;  $F(7) = 102.307$ ,  $p = 0.001$ ;  $F(9) = 12.458$ ,  $p = 0.001$

## Metal reduction

Table 5 shows the content of 12 metals in the three substrates before ( $M_{is}$ ) and after ( $M_{rs}$ ) the treatment with the BSFL, and in larval bodies ( $M_l$ ) at the end of the experiment. All values are expressed on dry matter basis. The highest concentration of metals was detected in the mixture (S75), with the only exception of K. The difference between the metal content in the substrates before,  $M_{is}$ , and after BSFL treatment,  $M_{rs}$ , according to formula 7, was expressed as metal reduction (MR) (Table 6; Fig. 3). Positive values indicate a diminution of the concentration of the metal in the residue after the BSFL treatment, while negative values indicate an increase. Values of MR for S0 were negative for all the elements except for cadmium, whereas all the values in S50 and S75 were positive without exclusion. The GLM analysis (Table 6) showed highly significant effects on MR for both factors (metal and substrate) as well as for their interaction (likelihood ratio  $X^2 185.557^{***}$  for substrate;  $X^2 32.705^{***}$  for metal;  $X^2 56.776^{***}$  for the interaction metal\*substrate). In general, the higher the concentrations of the sewage sludge in a substrate, the higher the MR, with the magnitude of the effect varying among metals (Fig. 3) although the analysis of contrasts, according to the Bonferroni test, showed highly significant differences among the substrates only between the control S0 towards the two test substrates, S50 and S75 ( $p$ -value  $\leq 0.001$ ). No statistically significant differences were detected between S50 and S75 even if MR mean values were 26.47 for S50 and 34.99 for S75 ( $p$ -value = 0.088). All the larvae obtained from the three treatments, even those on S0, had detectable amounts of

**Table 5** Metal content (mg kg<sup>-1</sup><sub>DM</sub>) in the initial substrates ( $M_{is}$ ), and in the residual ( $M_{rs}$ ) and in BSFL ( $M_l$ ) at the end of the bioconversion process (mean ± s.e.)

		Tested substrates		
		S0	S50	S75
As	$M_{is}$	0.15 ± 0.001a	11.62 ± 0.01b	19.86 ± 0.05c
	$M_{rs}$	0.27 ± 0.03a	8.62 ± 1.65b	12.75 ± 1.66b
	$M_l$	0.12 ± 0.01a	0.61 ± 0.03ab	1.58 ± 0.23b
Cd	$M_{is}$	0.05 ± 0.003a	0.75 ± 0.001b	1.07 ± 0.00c
	$M_{rs}$	0.04 ± 0.003a	0.51 ± 0.05b	0.72 ± 0.02c
	$M_l$	0.39 ± 0.06a	0.57 ± 0.33a	2.52 ± 0.33b
Co	$M_{is}$	0.16 ± 0.002a	2.78 ± 0.20b	4.36 ± 0.02c
	$M_{rs}$	0.30 ± 0.036a	1.99 ± 0.39b	2.81 ± 0.37b
	$M_l$	0.03 ± 0.007a	0.06 ± 0.01a	0.15 ± 0.03b
Cr	$M_{is}$	0.80 ± 0.002a	22.32 ± 0.08b	36.16 ± 0.06c
	$M_{rs}$	1.43 ± 0.15a	16.48 ± 3.39b	23.56 ± 3.04b
	$M_l$	0.67 ± 0.19a	0.65 ± 0.09a	1.43 ± 0.42b
Cu	$M_{is}$	9.41 ± 0.02a	244.43 ± 1.21b	407.22 ± 1.33c
	$M_{rs}$	18.62 ± 0.1a	181.31 ± 34.94b	262 ± 34.49b
	$M_l$	19.28 ± 0.85a	21.79 ± 1.35a	37.49 ± 8.99a
Fe	$M_{is}$	279.49 ± 0.81a	5341.22 ± 14.07b	8607.24 ± 29.87c
	$M_{rs}$	377.35 ± 133.54a	3708.44 ± 1103.69ab	5348.25 ± 944.51b
	$M_l$	131.45 ± 3.10a	195.69 ± 48.10a	435.66 ± 102.89b
K	$M_{is}$	12,222.85 ± 17.03a	17,016.02 ± 118.61c	11,372.86 ± 18.38b
	$M_{rs}$	26,872.28 ± 614.48b	12,774.92 ± 2472.29a	7242.17 ± 650.8a
	$M_l$	9412.85 ± 347.58a	8748.19 ± 589.78a	7960.37 ± 3364.80a
Mn	$M_{is}$	79.93 ± 0.59a	290.74 ± 0.40b	420.48 ± 1.33c
	$M_{rs}$	97.99 ± 1.22a	228.80 ± 31.50b	288.59 ± 22.86b
	$M_l$	598.49 ± 72.87a	511.21 ± 65.24a	658.65 ± 46.94a
Mo	$M_{is}$	0.76 ± 0.006a	5.73 ± 0.01b	8.44 ± 0.27c
	$M_{rs}$	1.31 ± 0.25a	4.06 ± 0.82ab	5.44 ± 0.77b
	$M_l$	0.46 ± 0.02a	0.51 ± 0.04a	0.78 ± 0.02b
Ni	$M_{is}$	1.03 ± 0.008a	16.61 ± 0.0b	28.16 ± 0.08c
	$M_{rs}$	2.50 ± 0.35a	11.97 ± 2.21b	16.69 ± 2.40b
	$M_l$	0.99 ± 0.27a	0.66 ± 0.03a	1.00 ± 0.38a
Pb	$M_{is}$	0.53 ± 0.003a	42.13 ± 2.01b	66.19 ± 0.13c
	$M_{rs}$	1.21 ± 0.16a	33.03 ± 5.91b	46.34 ± 5.20b
	$M_l$	1.99 ± 0.13a	14.98 ± 2.46b	23.03 ± 3.25b
Zn	$M_{is}$	60.39 ± 0.32a	783.43 ± 2.01b	1258.79 ± 5.78c
	$M_{rs}$	110.98 ± 2.99a	586.22 ± 112.68b	813.19 ± 104.82b
	$M_l$	161.43 ± 9.10a	169.26 ± 20.54ab	225.35 ± 10.16b

Values followed by the same letters in the same row vary significantly at  $p < 0.05$  according to Tukey's test

metals,  $M_l$ , in the body (Table 5). For most of metals,  $M_l$  increased as the percentage of MSS in the substrate increased.

### Comparison to other studies

In order to verify if our results could be considered satisfactory and if there is room for improvement, some larval life history traits and valorization variables are compared with those obtained in other experiments, similar to the ours,

with BSFL fed with sewage sludge or other different feed resources (Table 8).

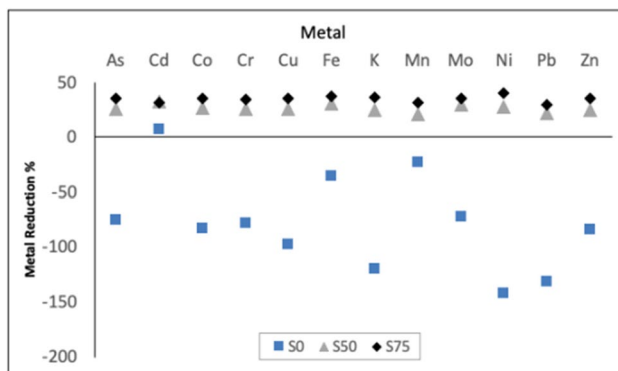
### DISCUSSION

Results indicated that the presence of MSS in the diet influenced larval performance. In fact, larval growth and prepupal development time had an inverse relationship with the amount of MSS in the diet. This agrees with the results of Laganaro et al. (2021) with degassed sludge that increased

**Table 6** Metal reduction (%) in the three substrates (mean  $\pm$  s.e.) on dry matter basis

Metal	S0	S50	S75
As	$-74.8 \pm 16.11$	$25.79 \pm 11.52$	$35.78 \pm 6.93$
Cd	$7.75 \pm 1.19$	$32.54 \pm 5.05$	$31.45 \pm 1.78$
Co	$-82.95 \pm 18.75$	$27.12 \pm 14.01$	$35.42 \pm 7.06$
Cr	$-78.30 \pm 16.14$	$26.09 \pm 12.52$	$34.82 \pm 6.92$
Cu	$-97.87 \pm 1.08$	$25.72 \pm 11.83$	$35.56 \pm 7.06$
Fe	$-35.28 \pm 39.37$	$30.48 \pm 16.94$	$37.79 \pm 9.08$
K	$-119.84 \pm 3.95$	$24.79 \pm 12.05$	$36.34 \pm 4.62$
Mn	$-22.62 \pm 1.99$	$21.28 \pm 8.89$	$31.36 \pm 4.48$
Mo	$-72.58 \pm 28.06$	$29.25 \pm 11.66$	$35.34 \pm 7.74$
Ni	$-142.06 \pm 27.95$	$27.87 \pm 10.97$	$40.70 \pm 7.05$
Pb	$-131.17 \pm 26.01$	$21.66 \pm 10.69$	$29.95 \pm 6.52$
Zn	$-83.72 \pm 3.24$	$25.12 \pm 11.82$	$35.33 \pm 6.99$

$$X^2_{\text{metal}} = 32.705^{***}; X^2_{\text{substrate}} = 185.557^{***}; X^2_{\text{interaction}} = 56.776^{***}$$

**Fig. 3** Metal reduction (%) for each metal and substrate labeled S0, S50, and S75

the cost for maintenance as the sludge content increased in the diet. Larvae showed a similar growth trend on the three substrates: weight increase at the beginning of the experiment and diminution of larval weight at the 4th check (Fig. 1). So, the end of larval stage corresponded to 16–17 days (between 3rd and 4th checks) on all the substrates, that is in the range of 12 and 21 days reported on various substrates (Table 8). The maximum weight per larva was 176.0 and 166.30 mg on S50 and S75, respectively, values that, even if lower in comparison with the control (195.7 mg/larva) or with other results (Table 8), demonstrated that MSS-based substrates sustained larval growth. The highest percentage of prepupation was achieved on S50 (48.0%). The negative influence of S75 on larval development with 12% of prepupae and the lowest average weight on this mixture lead to consider, in the conditions of this work, the S50 as the more suitable co-substrate mixture for BSFL development. Instead, as it was expected from results of preliminary test

(unpublished data) and according to other authors (Table 8), larval survival was not affected by the presence of MSS in the diet with values that overcome 96% on all the substrates.

The pH of MSS that was used was 7.62. The pH of the Gainesville diet used as co-substrate was 6.0 and acidified the pH of the two sludge-based substrates that resulted to be equal to 6.8 (S50) and 7.3 (S75). These values were in the recommended range for BSFL development that is between 5 and 8 (Lalander et al. 2015; Ma et al. 2017; Rehman et al. 2017b). During the process, a different variation of the trend of the pH between the MSS-based substrates and the control S0 was observed (Fig. 2) with a similar tendency for the two MSS-based mixtures (Fig. 2) to an initial decrease of the pH followed by a slow increment until the last check. On the contrary, on the control diet S0, pH underwent to a continuous increase from the beginning of the experiment until the end of the larval stage (3rd check). We did not carry out the control with no larvae, in our conditions impossible because of mold pollution; however, the trends observed suggest a probable mutual influence between larval activity and the pH of the substrates with a final adjustment to values close to neutral (6.9 on S50) or slightly acid (6.7 on S75) or slightly basic (7.6 on S0) that mirrored the results of Ma et al. (2018).

According to Barragan-Fonseca et al. (2020), high larval performance can be achieved on substrates with a protein concentration between 10 and 15% (dry matter basis) and with a carbohydrate concentration between 10 and 60% (dry matter basis) and a protein:carbohydrate ratio in the range between 1:2 and 1:4. In this respect, our mixtures had a high protein content, over the range. In fact, the MSS-based mixtures had a protein content equal to 25.1 g/100g<sub>DM</sub> and 30.3 g/100g<sub>DM</sub> on S50 and S75, respectively. With the carbohydrate content equal to 56.4 g/100g<sub>DM</sub> (S50) and 45.9 g/100g<sub>DM</sub> (S75) (Table 3), the protein:carbohydrate ratios was equal to 1:2 and 1:1.5, respectively, slightly unbalanced as regard S75. In accordance to the fact that lipids are a typically minor compound of biowaste (Gold et al. 2018), the concentration in S50 and in S75 was very low (respectively 4.3 and 4.6 g/100g<sub>DM</sub>). In these conditions, larvae valorized the two sludge-based substrates keeping a high protein conversion rate (Table 4). This means that they were able to utilize proteins in the same way as on the control, achieving values of accumulated proteins in S50 and S75 equal to 36.1 and 35.4 g/100g<sub>DM</sub>, respectively, that are higher than that obtained on primary sludge by Lalander et al. (2019) and comparable to those observed on other waste products (Table 8). Larvae were also able to accumulate lipids with no difference between the 23.6 g/100g<sub>DM</sub> for S50 and 20.8 g/100g<sub>DM</sub> on S75. These values were higher than the very low content obtained on the low nutrient spent coffee grounds (7 g/100g<sub>DM</sub>) (Permana and Ramadhani Eka Putra 2018) and on mixed sewage sludge (8.6–17.0 g/100g<sub>DM</sub>)

(Raksasat et al. 2021), but lower than that on livestock waste (35 g/100g<sub>DM</sub>) (Sheppard et al. 1994) (Table 8).

For both S50 and S75, the dry matter in the initial substrates, 29 and 25%, respectively, were in the range suggested as proper for a good waste reduction (moisture 70–80%) (Cammack and Tomberlin 2017). Waste reduction and the loss of humidity of the waste represent two of the main objectives of the waste bioconversion and the

values obtained in this work could encourage its application for the management of MSS. In particular, we obtained, a waste reduction of 47.2% (fresh weight basis) on S50 with an increase of the dry matter from 29 to 34% suggesting that the physico-chemical properties of the S50 substrate allowed a good bioconversion. Additionally, we detected a diminution of the content of all 12 metals in the two sludge-based substrates S50 and S75 after the bioconversion with BSFL (Tables 5 and 6) without significant differences but, with a slight superiority in favor of S75, visible in Fig. 3. Furthermore, in both the initial substrates S50 and S75, Cu and Zn content exceeded the maximum limits set by the Italian law regarding the revision of the fertilizer framework (Table 7). In the residual substrates, the amount of these metals dropped drastically, which could permit high levels to be lowered below maximum allowed concentrations in fertilizers according to the Italian D.Lgs. 29 (Table 7). For what concerns the larval metal content, we detected the greatest amount of metals, with exclusion of K, in the body of larvae fed on S75 and the lowest in that of larvae fed on the control diet (Table 5). The values detected in larvae growth on S50 were for most elements in the middle. An active uptake regulation in larvae of *H. illucens* has been reported for As, Cd, Pb, and Zn (Diener et al. 2015; Bulak et al. 2018; Biancarosa et al. 2018). However, in our study, for As, Cd, and Pb, as well as for Cr, Cu, and Ni, the larval

**Table 7** Values of maximum metal concentration (mg kg<sup>-1</sup><sub>DM</sub>) allowed in fertilizers and in raw material for feed

Metal	Limits in fertilizer <sup>1</sup>	Limits in raw materials for feed <sup>2</sup>
As	-	2–30 <sup>ab</sup>
Cd	1.5	2–15 <sup>a</sup>
Cr	0.5	0–15 <sup>a</sup>
Cu	230	40 <sup>b</sup>
Ni	100	4.05 <sup>b</sup>
Pb	140	5–400 <sup>a</sup>
Zn	500	-

<sup>1</sup>Maximum allowed concentrations in fertilizers according to the Italian D.Lgs. 29 aprile 2010 n. 75

<sup>2</sup>Maximum allowed concentrations in raw material for feed: <sup>a</sup>EC 2002; <sup>b</sup>NRC 2005

**Table 8** Comparison among some bioconversion process variables obtained in this study on S50 and S75 substrates (2 first lines; mean ± se) and best results or ranges obtained by others authors studying BSFL growth on different substrates

	Mature larvae (day)	LW (mg/larva)	LS (%)	WR (%)	PrCR (%)	BSFL protein (g/100 <sub>DM</sub> )	BSFL lipids (g/100 <sub>DM</sub> )
S50	16–17	176.0 ± 7.81	96.8 ± 9.2	47.2 ± 3.91	38.4 ± 0.33	36.1 ± 0.75	23.6 ± 1.13
S75	> 17	166.3 ± 10.09	98.5 ± 7.7	29.9 ± 1.96	39.3 ± 5.47	35.4 ± 0.23	20.8 ± 1.72
	16–21 <sup>a1</sup>	137 <sup>a1</sup>	81.0 <sup>a1</sup>	63.3 <sup>a1</sup>	15 <sup>a1</sup>	16.9 <sup>a1</sup>	7.6 <sup>b</sup>
	18 <sup>a2</sup>	252 <sup>a2</sup>	89.3 <sup>a2</sup>	60.5 <sup>a2</sup>	46.3 <sup>a2</sup>	33.9 <sup>a2</sup>	
	16.6 <sup>c</sup>	121.3 <sup>c</sup>	71–99 <sup>d</sup>	41.8 <sup>c</sup>	17.5–45.8 <sup>e</sup>	38.1 <sup>c</sup>	35 <sup>d</sup>
	12–19 <sup>f</sup>	90.8–219.8 <sup>f</sup>	90.0–99.7 <sup>g</sup>	58.4–64.1 <sup>g</sup>		42 <sup>d</sup>	8.6–17.0 <sup>h</sup>
		46.9 <sup>h</sup>	46.6 <sup>i</sup>	67.4–84.8 <sup>h</sup>		39.9–43.1 <sup>f</sup>	
						38–46 <sup>l</sup>	

LW larval weight, LS larval survival, WR waste reduction, PrCR protein conversion rate

Reference: Substrate

<sup>a</sup>Lalander et al. (2018): <sup>1</sup>Primary sludge; <sup>2</sup>dog food

<sup>b</sup>Permana and Ramadhani Eka Putra (2018): Spent coffee ground

<sup>c</sup>Diener et al. (2009): Chicken feed

<sup>d</sup>Sheppard et al. (1994): Livestock waste

<sup>e</sup>Sideris et al. (2021): Beverage by-products

<sup>f</sup>Sprangers et al. (2017): Different substrates

<sup>g</sup>Cai et al. (2018): Mixed sewage sludge

<sup>h</sup>Raksasat et al. (2021): Mixed sewage sludge

<sup>i</sup>Liu et al. (2020): Sewage sludge as is

<sup>l</sup>Ooninx et al. (2015): Food manufacturing by-products

content did not exceed the limits in raw materials for feed of the European Community Directive 2002/32 (EC 2002) or of the National Research Council (NRC 2005) (Tables 5 and 7) and larvae can conversely represent a source of Co, Cr, Fe, K, Mn, Mo, and Zn that are nutritionally essential elements for living organisms, often added to diets (Coomer 2014; EFSA 2009, 2014, 2016, 2019; FDA 2021). Furthermore, the heavy metal concentration in extracted oil from larval bodies should be less than 1% of the total (Cai et al. 2018) that represents a good chance for a safe oil extraction from larvae fed on sewage sludge-based substrates (Table 8). To end, BSFL digestion changed the rough and sandy-loam texture typical of the primary sewage sludge to a fine textured matrix (Fig. 4).

## CONCLUSION

This study investigated the possibility of applying the bioconversion technology mediated by BSFL to support the management of municipal sewage sludge produced by the treatment plant of Ladispoli, a town in the province of Rome. The use of a co-substrate influenced the suitability of MSS for feeding BSFL, since lower is the MSS in the larval diet higher is the performance of the bioconversion. In fact, the mixture at 50% gave best results in terms of larval biomass, larval protein, and lipid concentration and for the major reduction of the substrate. This suggests however that the blend of municipal primary sludge with other organic substrates, such as organic urban waste and agri-food waste, for a bioconversion with BSFL could be a helpful application. At the end of the process, larvae had a valuable

concentration of proteins and lipids, that means they could convert the feeding substrate in a raw material which can be inserted in a biorefinery process for the production of a wide range of compounds for industry (biosurfactants, bioplastic, detergents, cosmetics, bioactive molecules such as antimicrobial peptides, medium chain fatty acids) and for energy purpose (biofuel). The lowering of the concentration of heavy metals in the residue of the two mixtures indicates that this strategy can also be considered useful for a safe bioconversion of biosolids containing heavy metals and for the use of the residue as amendments or fertilizers. In this case, the reduction of the metal content was greater the higher was the concentration of sludge in the initial substrate (75%), suggesting that may make sense varying the percentages depending on the purpose of the application, monitoring concurrently larval accumulation for heavy metals and for those elements that, as nutritionally essential, would be useful to recover. The comparison of the results with the control diet and with data of other works leads to believe that there should be room for improving larval weight, their lipid content, and the waste reduction efficiency, considering the use of different co-substrates with a balanced supply of nutrients. With these aims, future research could take steps to evaluate different percentages of mixtures of MSS with different kind of bio-waste as well as different starting with larvae of minor age and/or a lower or higher number of larvae per unit weight of substrate. Since there should be a mutual influence between BSFL activity and pH of the substrates, the initial pH of the two components, biosolids, and the wastes added as co-substrates, and of the prepared mixtures for bioconversion must be taken into account in order to monitor that pH does not deviate too far from neutral

**Fig. 4** Feeding substrate S50: before (left) and after 9 days (right) of bioconversion with *H. illucens*



values. This impacts on the final pH of the residue that will be used as soil amendment or fertilizers. MSS had a high protein and water content. This suggests that it would be favorable to mix the MSS with bio-waste reach in carbohydrates as fruit and vegetable waste from agri-food market and industry. Since biosolids represent an important fraction of municipal waste, the use of mixtures of biosolids with other organic wastes should be encouraged in a scenario of circular economy approach and integrated waste management. This could represent a potentially valuable solution for municipality that could involve local productive realities in a view of a participatory territorial approach.

**Acknowledgements** We thank the Enea Head Division, G. Braccio, and the Enea Head Laboratory, V. Pignatelli, for encouraging and supporting the investigation. We would like to thank Filippo Moretti, Enea researcher, for the interaction and communication with the personnel of the Municipality of Ladispoli and of the Wastewater Treatment Plant. We are grateful to Daniele Porretta (University of Rome) and to Federica Sandrelli (University of Padua) as supervisor of the students Lorenzo Tonelli and Andrea Salvicchi. A special thanks to Brian Rector (USDA-ARS, Reno, Nevada-USA) for the English revision of the manuscript and to Lincoln Smith (USDA-ARS, Albany, CA) for the English revision and suggested edits and comments.

**Author contribution** SA, MDM, FD, and PB conceived the present idea and planned the experiment. LT, AS, FP, and MC carried out the experiments and performed data collection and chemical analysis; SM, LT, and SA performed the statistical analysis and contributed to the interpretation of the results. SA was a major contributor in writing the manuscript, and all the authors contributed to the final version.

**Funding** Open access funding provided by Ente per le Nuove Tecnologie, l'Energia e l'Ambiente within the CRUI-CARE Agreement.

**Data availability** The datasets generated and/or analyzed during the current study are available from the corresponding author on reasonable request.

## Declarations

**Ethics approval and consent to participate** Not applicable

**Consent for publication** Not applicable

**Competing interests** The authors declare no competing interests.

**Open Access** This article is licensed under a Creative Commons Attribution 4.0 International License, which permits use, sharing, adaptation, distribution and reproduction in any medium or format, as long as you give appropriate credit to the original author(s) and the source, provide a link to the Creative Commons licence, and indicate if changes were made. The images or other third party material in this article are included in the article's Creative Commons licence, unless indicated otherwise in a credit line to the material. If material is not included in the article's Creative Commons licence and your intended use is not permitted by statutory regulation or exceeds the permitted use, you will need to obtain permission directly from the copyright holder. To view a copy of this licence, visit <http://creativecommons.org/licenses/by/4.0/>.

## References

- Barbi S, Messori M, Manfredini T, Pini M, Montorsi M (2019) Rational design and characterization of bioplastics from *Hermetia illucens* prepupae proteins. *Biopolym* 110:e23250. <https://doi.org/10.1002/bip.23250>
- Barragan-Fonseca KB, Dicke M, van Loon JJA (2017) Nutritional value of the black soldier fly (*Hermetia illucens* L.) and its suitability as animal feed - a review. *J Insects as Food Feed* 3(2):105–120. <https://doi.org/10.3920/JIFF2016.0055>
- Barragan-Fonseca KB, Dicke M, van Loon JJA (2018) Influence of larval density and dietary nutrient concentration on performance, body protein, and fat contents of black soldier fly larvae (*Hermetia illucens*). *Entomol Exp Et Appl* 166:76. <https://doi.org/10.1111/eea.12716>
- Barragan-Fonseca KB, Gort G, Dicke M, van Loon JJA (2019) Effect of dietary protein and fat content on life-history traits and body protein and fat contents of the black soldier fly *Hermetia illucens*. *Physiol Entomol* 44:148–159. <https://doi.org/10.1111/phen.12285>
- Barragan-Fonseca KB, Gort G, Dicke M, van Loon JJA (2020) Nutritional plasticity of the black soldier fly (*Hermetia illucens*) in response to artificial diets varying in protein and carbohydrate concentrations. *J Insects as Food Feed* 7:51–61. <https://doi.org/10.3920/JIFF2020.0034>
- Barros-Cordeiro KB, Báo SN, Pujol-Luz JR (2014) Intra-puparial development of the black soldier-fly, *Hermetia illucens*. *J Insect Sci* 14:1–10. <https://doi.org/10.1673/031.014.83>
- Bhat SA, Singh S, Singh J, Bhawana SK, Vig AP (2018) Bioremediation and detoxification of industrial wastes by earthworms: Vermicompost as powerful crop nutrient in sustainable agriculture. *Bioresour Technol* 252:172–179. <https://doi.org/10.1016/j.biortech.2018.01.003>
- Biancarosa I, Liland NS, Biemans D, Araujo P, Bruckner CG, Waagbø R, Torstensen BE, Lock EJ, Amlund H (2018) Uptake of heavy metals and arsenic in black soldier fly (*Hermetia illucens*) larvae grown on seaweed-enriched media. *J Sci Food Agric* 98:2176–2183. <https://doi.org/10.1002/jsfa.8702>
- Bianchini A, Bonfiglioli L, Pellegrini M, Sacconi C (2015) Sewage sludge drying process integration with a waste-to-energy power plant. *Waste Manag* 42:159–165. <https://doi.org/10.1016/j.wasman.2015.04.020>
- Bonelli M, Bruno D, Brilli M, Gianfranceschi N, Tian L, Tettamanti G, Caccia S, Casartelli M (2020) Black soldier fly larvae adapt to different food substrates through morphological and functional responses of the midgut. *Int J Mol Sci* 21:4955. <https://doi.org/10.3390/ijms21144955>
- Booth DC, Sheppard C (1984) Oviposition of the black soldier fly *Hermetia illucens* (Diptera: Stratiomyidae): eggs, masses, timing and site characteristics. *Environ Entomol* 13:421–423
- Bruno D, Bonelli M, Cadamuro AG, Reguzzoni M, Grimaldi A, Casartelli M, Tettamanti G (2019) The digestive system of the adult *Hermetia illucens* (Diptera: Stratiomyidae): Morphological features and functional properties. *Cell Tissue Res* 378:221–238. <https://doi.org/10.1007/s00441-019-03025-7>
- Bulak P, Polakowski C, Nowak K, Waško A, Wiacek D, Bieganowski A (2018) *Hermetia illucens* as a new and promising species for use in entomomediation. *Sci of the Total Environ* 633:912–919. <https://doi.org/10.1016/j.scitotenv.2018.03.252>
- Cai M, Hu R, Zhang K, Ma S, Zheng L, Yu Z, Zhang J (2018) Resistance of black soldier fly (Diptera: Stratiomyidae) larvae to combined heavy metals and potential application in municipal sewage sludge treatment. *Environ Sci Pollut Res* 25:1559–1567. <https://doi.org/10.1007/s11356-017-0541-x>

- Cammack J, Tomberlin JK (2017) The impact of diet protein and carbohydrate on select life-history traits of the black soldier fly *Hermetia illucens* (L.) (Diptera: Stratiomyidae). *Insects* 8:56. <https://doi.org/10.3390/insects8020056>
- Chan HT Jr, Jang EB (1995) Diet pH effects on mass rearing of Mediterranean fruit fly (Diptera: Tephritidae). *J Econ Entomol* 88:569–573. <https://doi.org/10.1093/jee/88.3.569>
- Charlton A, Sakrabani R, Tyrrel S et al (2016) Long-term impact of sewage sludge application on soil microbial biomass: an evaluation using meta-analysis. *Environ Pollut* 219:1021–1035. <https://doi.org/10.1016/j.envpol.2016.07.050>
- Chaudri AM, McGrath SP, Giller KE, Rietz E, Sauerbeck DR (1993) Enumeration of indigenous *Rhizobium leguminosarum* biovar *trifolii* in soils previously treated with metal-contaminated sewage sludge. *Soil Biol & Biochem* 25:301–309. [https://doi.org/10.1016/0038-0717\(93\)90128-x](https://doi.org/10.1016/0038-0717(93)90128-x)
- Chen Y (2012) Sewage sludge aerobic composting technology research progress. *AASRI Procedia* 1:339–343. <https://doi.org/10.1016/j.aasri.2012.06.052>
- Clarke BO, Smith SR (2011) Review of ‘emerging’ organic contaminants in biosolids and assessment of international research priorities for the agricultural use of biosolids. *Environ Int* 37:226–247. <https://doi.org/10.1016/j.envint.2010.06.004>
- Collivignarelli MC, Canato M, Abbà A, Miino MC (2019) Biosolids: what are the different types of reuse? *J of Clean Prod* 238:117844. <https://doi.org/10.1016/j.jclepro.2019.117844>
- Diener S, Zurbrugg C, Tockner K (2009) Conversion of organic material by black soldier fly larvae: establishing optimal feeding rates. *Waste Manag & Res* 27:603–610. <https://doi.org/10.1177/0734242X09103838>
- Diener S, Solano NMS, Gutiérrez FR, Zurbrugg C, Tockner K (2011) Biological treatment of municipal organic waste using black soldier fly larvae. *Waste Biomass Valor* 2:357–363. <https://doi.org/10.1007/s12649-011-9079-1>
- Diener S, Zurbrugg C, Tockner K (2015) Bioaccumulation of heavy metals in the black soldier fly, *Hermetia illucens* and effects on its life cycle. *J Insects as Food Feed* 1:261–270. <https://doi.org/10.3920/JIFF2015.0030>
- Dzulkurnain Z, Hassan MA, Zakaria MR et al (2017) Co-composting of municipal sewage sludge and landscaping waste: a pilot scale study. *Waste Biomass Valor* 8:695–705. <https://doi.org/10.1007/s12649-016-9645-7>
- EFSA (2009) Scientific Opinion on the use of cobalt compounds as additives in animal nutrition. *EFSA J* 7:1383
- EFSA (2014) Scientific opinion on the potential reduction of the currently authorized maximum zinc content in complete feed. *EFSA J* 12:3668
- Elmi RA, Alkhalidy A, Alolayan M (2020) Sewage sludge land application: balancing act between agronomic benefits and environmental concerns. *J Clean Prod* 150:119512. <https://doi.org/10.1016/j.jclepro.2019.119512>
- Elvira C, Goicoechea M, Sampedro L, Mato S, Nogales R (1996) Bioconversion of solid paper-pulp mill sludge by earthworms. *Bioresour Technol* 57:173–177. [https://doi.org/10.1016/0960-8524\(96\)00065-X](https://doi.org/10.1016/0960-8524(96)00065-X)
- Fayolle LH, Michaud H, Cluzeau D, Stawiecki J (1997) Influence of temperature and food source on the life cycle of the earthworm *Dendrobaena veneta* (Oligochaeta). *Soil Biol Biochem* 29:747–750. [https://doi.org/10.1016/S0038-0717\(96\)00023-5](https://doi.org/10.1016/S0038-0717(96)00023-5)
- Fytali D, Zabaniotou A (2008) Utilization of sewage sludge in EU application of old and new methods — a review. *Renew Sustain Energy Rev* 12:116–140. <https://doi.org/10.1016/j.rser.2006.05.014>
- Georgescu B, Struti D, Păpuc T, Ladosi D, Daniela BA (2020) Body weight loss of black soldier fly *Hermetia illucens* (Diptera: Stratiomyidae) during development in non-feeding stages: Implications for egg clutch parameters. *Eur J of Entomol* 117:216–225. <https://doi.org/10.14411/eje.2020.023>
- Gold M, Tomberlin JK, Diener S, Zurbrugg C, Mathys A (2018) Decomposition of biowaste macronutrients, microbes, and chemicals in black soldier fly larval treatment: a review. *Waste Manag* 82:302–318. <https://doi.org/10.1016/j.wasman.2018.10.022>
- Harnden LM, Tomberlin JK (2016) Effects of temperature and diet on black soldier fly, *Hermetia illucens* (L.) (Diptera: Stratiomyidae) development. *Forensic Sci Int* 266:109–116
- He X, Zhang Y, Shen M, Zeng G, Zhou M, Li M (2016) Effect of vermicomposting on concentration and speciation of heavy metals in sewage sludge with additive materials. *Biores Technol* 218:867–873. <https://doi.org/10.1016/j.biortech.2016.07.045>
- Heussler CD, Walter A, Oberkofler H et al (2019) Correction: Influence of three artificial light sources on oviposition and half-life of the Black Soldier Fly, *Hermetia illucens* (Diptera: Stratiomyidae): Improving small-scale indoor rearing. *PLoS ONE* 14:e0226670. <https://doi.org/10.1371/journal.pone.0226670>
- Hofman J, Hofman-Caris R, Nederlof M, Frijns J, van Loosdrecht M (2011) Water and energy as inseparable twins for sustainable solutions. *Water Sci and Technol* 63:88–92. <https://doi.org/10.2166/wst.2011.013>
- Holmes LA, Vanlaerhoven SL, Tomberlin JK (2013) Substrate effects on pupation and adult emergence of *Hermetia illucens* (Diptera: Stratiomyidae). *Environ Entomol* 42:370–374. <https://doi.org/10.1603/EN12255>
- Hsu JH, Lo SL (2001) Effect of composting on characterization and leaching of copper, manganese, and zinc from swine manure. *Environ Pollut* 114:119–127. [https://doi.org/10.1016/S0269-7491\(00\)00198-6](https://doi.org/10.1016/S0269-7491(00)00198-6)
- Hu X, Zhang T, Tian G, Zhang L, Bo B (2021) Pilot-scale vermicomposting of sewage sludge mixed with mature vermicompost using earthworm reactor of frame composite structure. *Sci of the Total Environ* 767:144217. <https://doi.org/10.1016/j.scitotenv.2020.144217>
- Iacovidou E, Ohandja DG, Voulvoulis N (2012) Food waste co-digestion with sewage sludge - realising its potential in the UK. *J of Environ Manag* 112:267–274. <https://doi.org/10.1016/j.jenvman.2012.07.029>
- Islam KR, Ahsan S, Barik K, Aksakal EL (2013) Biosolid impact on heavy metal accumulation and lability in soil under alternate-year no-till corn–soybean rotation. *Water Air Soil Pollut* 224:1451. <https://doi.org/10.1007/s11270-013-1451-2>
- Janssen RH, Vincken JP, van den Broek LA, Fogliano V, Lakemond CM (2017) Nitrogen-to-protein conversion factors for three edible insects: *Tenebrio molitor*, *Alphitobius diaperinus*, and *Hermetia illucens*. *J Agric Food Chem* 65:2275–2278. <https://doi.org/10.1021/acs.jafc.7b00471>
- Jeon H, Park S, Choi J, Jeong G, Lee SB, Choi Y, Lee SJ (2011) The intestinal bacterial community in the food waste-reducing larvae of *Hermetia illucens*. *Curr Microbiol* 62:1390–1399. <https://doi.org/10.1007/s00284-011-9874-8>
- Joly G, Nikiema J (2019) Global experience on waste processing with black soldier fly (*Hermetia illucens*): from technology to business. Colombo, Sri Lanka: International Water Management Institute (IWM) CGIAR Research Program on Water, Land and Ecosystem (WLE). *Resour Recovery Ser* 16:62. <https://doi.org/10.5337/2019.214>
- Kalová M, Borkovcová M (2013) Voracious Larvae *Hermetia illucens* and treatment of selected types of biodegradable waste. *Acta Univ Agric Et Sivic Mendelianae Brun* 61:77–83. <https://doi.org/10.11118/actaun201361010077>
- Kaya D, Karakas F, Sanin FD, Imamoglu I (2015) PCBs in sludge: development of a practical extraction procedure and its application in an urban water resource recovery facility. *Water Environ*

- Res 87:145–151. <https://doi.org/10.2175/106143014X13975035526022>
- Kumar V, Chopra AK, Kumar A (2017) A review on sewage sludge (Biosolids) a resource for sustainable agriculture. *Archives of Agric and Environ Sci* 2:340–347. <https://doi.org/10.26832/24566632.2017.020417>
- Laganaro M, Bahrndorff S, Eriksen NT (2021) Growth and metabolic performance of black soldier fly larvae grown on low and high-quality substrates. *Waste Manag* 121:198–205. <https://doi.org/10.1016/j.wasman.2020.12.009>
- Lalander CH, Fidjeland J, Diener S, Eriksson S, Vinnerås B (2015) High waste-to-biomass conversion and efficient *Salmonella* spp. reduction using black soldier fly for waste recycling. *Agron Sustain Dev* 35:261–271. <https://doi.org/10.1007/s13593-014-0235-4>
- Lalander CH, Diener S, Zurbrügg C, Vinnerås B (2019) Effects of feedstock on larval development and process efficiency in waste treatment with black soldier fly (*Hermetia illucens*). *J Clean Prod* 208:211–219. <https://doi.org/10.1016/j.jclepro.2018.10.017>
- Larsen KJ, Litsch AL, Brewer SR, Taylor DH (1994) Contrasting effects of sewage sludge and commercial fertilizer on egg to adult development of two herbivorous insect species. *Ecotoxicol* 3:94–109. <https://doi.org/10.1007/BF00143408>
- Leclercq M (1997) About *Hermetia illucens* (Linnaeus, 1758) (Soldier fly) (Diptera Stratiomyidae: Hermetiinae). *Bulletin Et Annales De La Société Royale Belge D'entomologie* 133:275–282
- Leong SY, Rahman S, Kuty M, Malakahmad A, Tan CK (2016) Feasibility study of biodiesel production using lipids of *Hermetia illucens* larva fed with organic waste. *Waste Manag* 47:84–90. <https://doi.org/10.1016/j.wasman.2015.03.030>
- Lim SL, Lee LH, Wu TY (2016) Sustainability of using composting and vermicomposting technologies for organic solid waste bio-transformation: recent overview, greenhouse gases emissions and economic analysis. *J Clean Prod* 111:262–278. <https://doi.org/10.1016/j.jclepro.2015.08.083>
- Liu X, Hu C, Zhang S (2005) Effects of earthworm activity on fertility and heavy metal bioavailability in sewage sludge. *Environ Int* 31:874–879. <https://doi.org/10.1016/j.envint.2005.05.033>
- Liu T, Kumar Awasthi M, Kumar Awasthi S, Duan Y, Zhang Z (2020) Effects of black soldier fly larvae (Diptera: Stratiomyidae) on food waste and sewage sludge composting. *J Environ Manag* 256:109967. <https://doi.org/10.1016/j.jenvman.2019.109967>
- Ma J, Lei Y, Rheman K, Yu Z, Zhang J, Li W, Li Q, Tomberlin JK, Zheng L (2018) Dynamic effects of initial pH of substrate on biological growth and metamorphosis of black soldier fly (Diptera: Stratiomyidae). *Environ Entomol* 47:159–165. <https://doi.org/10.1093/ee/nvx186>
- Manara P, Zabaniotou A (2012) Towards sewage sludge based bio-fuels via thermochemical conversion — a review. *Renew and Sust Energy Rev* 16:2566–2582. <https://doi.org/10.1016/j.rser.2012.01.074>
- May MB (1961) The occurrence in New Zealand and the life-history of the soldier fly *Hermetia illucens* (L.) (Diptera: Stratiomyidae). *New Zeal J Sci* 4:55–65
- Mazza L, Xiao X, ur Rehman K, et al (2020) Management of chicken manure using black soldier fly (Diptera: Stratiomyidae) larvae assisted by companion bacteria. *Waste Manag* 102:312–318. <https://doi.org/10.1016/j.wasman.2019.10.055>
- Meneguz M, Gasco L, Tomberlin JK (2018) Impact of pH and feeding system on black soldier fly (*Hermetia illucens*, L.; Diptera: Stratiomyidae) larval development. *PLoS ONE* 13(8):e0202591. <https://doi.org/10.1371/journal.pone.0202591>
- Moretti SML, Bertoncini EI, Abreu-Junior CH (2015) Composting sewage sludge with green waste from tree pruning. *Sci Agric* 72:432–439. <https://doi.org/10.1590/0103-9016-2014-0341>
- Münster M, Lund H (2009) Use of waste for heat, electricity and transport challenges when performing energy system analysis. *Energy* 34:636–644. <https://doi.org/10.1016/j.energy.2008.09.001>
- Nguyen TT, Tomberlin JK, Vanlaerhoven S (2015) Ability of black soldier fly (Diptera: Stratiomyidae) Larvae to Recycle Food Waste. *Environ Entomol* 44:406–410. <https://doi.org/10.1093/ee/nvv002>
- Ooninx DGAB, Van Broekhoven S, Van Huis A, Van Loon JJA (2015) Feed conversion, survival and development, and composition of four insect species on diets composed of food by-products. *PLoS ONE* 10:e0144601
- Ooninx DGAB, van Broekhoven S, van Huis A, van Loon JJA (2019) Correction: Feed conversion, survival and development, and composition of four insect species on diets composed of food by-products. *PLoS ONE* 14(10):e0222043. <https://doi.org/10.1371/journal.pone.0222043>
- Pang W, Hou D, Nowar EE et al (2020) The influence on carbon, nitrogen recycling, and greenhouse gas emissions under different C/N ratios by black soldier fly. *Environ Sci Pollut Res* 27:42767–42777. <https://doi.org/10.1007/s11356-020-09909-4>
- Parr JF, Epstein E, Willson GB (1978) Composting sewage sludge for land application. *Agric and Environ* 4:123–137. [https://doi.org/10.1016/0304-1131\(78\)90016-4](https://doi.org/10.1016/0304-1131(78)90016-4)
- Parra Paz AS, Carrejo NS, Gómez Rodríguez CH (2015) Effects of larval density and feeding rates on the bioconversion of vegetable waste using black soldier fly larvae *Hermetia illucens* (L.) (Diptera: Stratiomyidae). *Waste Biomass Valor* 6:1059–1065. <https://doi.org/10.1007/s12649-015-9418-8>
- Pendl R, Bauer M, Caviezel R, Schulthess P (1998) Determination of total fat in foods and feeds by the caviezel method, based on a gas chromatographic technique. *J AOAC Int* 81(14):907–917
- Permana AD, Ramadhani Eka Putra JEN (2018) Growth of black soldier fly (*Hermetia illucens*) larvae fed on spent coffee ground. *IOP Conf Series Earth Environ Sci* 187(1):012070. <https://doi.org/10.1088/1755-1315/187/1/012070>
- Puyol D, Batstone DJ, Hülsen T, Astals S, Peces M, Krömer JO (2016) Resource recovery from wastewater by biological technologies: opportunities, challenges and prospects. *Front Microbiol* 7:2106. <https://doi.org/10.3389/fmicb.2016.02106>
- Raksasat R, Kiatkittipong K, Kiatkittipong W et al (2021) Blended sewage sludge-palm kernel expeller to enhance the palatability of black soldier fly larvae for biodiesel production. *Processes* 9:297. <https://doi.org/10.3390/pr9020297>
- Ravi HK, Degrou A, Costil J, Trespeuch C, Chemat F, Abert Vian M (2020) Larvae mediated valorization of industrial, agriculture and food wastes: biorefinery concept through bioconversion, processes, procedures, and products. *Processes* 8:857. <https://doi.org/10.3390/pr8070857>
- Rehman KU, Cai M, Xia X et al (2017a) Cellulose decomposition and larval biomass production from the co-digestion of dairy manure and chicken manure by mini-livestock (*Hermetia illucens* L.). *J Environ Manag* 196:458–465. <https://doi.org/10.1016/j.jenvman.2017.03.047>
- Rehman KU, Rehman A, Cai M et al (2017b) Conversion of mixtures of dairy manure and soybean curd residue by black soldier fly larvae (*Hermetia illucens* L.). *J of Clean Prod* 154:366–373
- Roig N, Sierra J, Nadal M, Martí E, Navalón-Madrugal P, Schuhmacher M, Domingo JL (2012) Relationship between pollutant content and ecotoxicity of sewage sludges from Spanish wastewater treatment plants. *Sci Total Environ* 425:99–109. <https://doi.org/10.1016/j.scitotenv.2012.03.018>
- Samolada MC, Zabaniotou AA (2014) Comparative assessment of municipal sewage sludge incineration, gasification and pyrolysis for a sustainable sludge-to-energy management in Greece. *Waste Manag* 34:411–420. <https://doi.org/10.1016/j.wasman.2013.11.003>

- Sheppard DC, Newton GL, Thompson SA, Savage S (1994) A value added manure management system using the black soldier fly. *Biores Tech* 50:275–279. [https://doi.org/10.1016/0960-8524\(94\)90102-3](https://doi.org/10.1016/0960-8524(94)90102-3)
- Sheppard DC, Tomberlin JK, Joyce JA, Kiser BC, Sumner SM (2002) Rearing methods for the black soldier fly (Diptera: Stratiomyidae). *J Med Entomol* 39:695–698. <https://doi.org/10.1603/0022-2585-39.4.695>
- Sideris V, Georgiadou M, Papadoulis G, Mountzouris K, Tsagkarakis A (2021) Effect of processed beverage by-product-based diets on biological parameters, conversion efficiency and body composition of *Hermetia illucens* (L) (Diptera: Stratiomyidae). *Insects* 12:475. <https://doi.org/10.3390/insects12050475>
- Singh RP, Agrawal M (2007) Effects of sewage sludge amendment on heavy metal accumulation and consequent responses of *Beta vulgaris* plants. *Chemosphere* 67(11):2229–2240. <https://doi.org/10.1016/j.chemosphere.2006.12.019>
- Singh J, Kalamdhad AS (2011) Effects of heavy metals on soil, plant, human health and aquatic life. *Int J Res Chem Environ* 1(2):15–21
- Singh A, Kumari K (2019) An inclusive approach for organic waste treatment and valorisation using Black Soldier Fly larvae: A review. *J Environ Manag.* <https://doi.org/10.1016/j.jenvman.2019.109569>
- Sommers LE (1977) Chemical composition of sewage sludges and analysis of their potential use as fertilizers. *J Environ Qual* 6(2):225–231. <https://doi.org/10.2134/jeq1977.00472425000600020026x>
- Spranghers T, Ottoboni M, Klootwijk C et al (2017) Nutritional composition of black soldier fly (*Hermetia illucens*) prepupae reared on different organic waste substrates. *J Sci Food Agric* 97:2594–2600. <https://doi.org/10.1002/jsfa.8081>
- Sripontan Y, Chiu CI, Tanansathaporn S, Leasen K, Manlong K (2020) Modeling the growth of black soldier fly *Hermetia illucens* (Diptera: Stratiomyidae): an approach to evaluate diet quality. *J Econ Entomol* 113(2):742–751. <https://doi.org/10.1093/jee/toz337>
- Strauch D (1991) Survival of pathogenic micro-organisms and parasites in excreta, manure and sewage sludge. *Rev Sci Tech* 10:813–846. <https://doi.org/10.20506/rst.10.3.565>
- Tavazzi S, Locoro G, Comero S et al (2012) Occurrence and levels of selected compounds in European Sewage Sludge Samples. European Commission – Joint Research Centre– Institute for Environment and Sustainability. *Scient Techn Res Ser.* <https://doi.org/10.2788/67153>
- Tchounwou PB, Yedjou CG, Patlolla AK, Sutton DJ (2012) Heavy metal toxicity and the environment. *Experientia Suppl* 101:133–164. [https://doi.org/10.1007/978-3-7643-8340-4\\_6](https://doi.org/10.1007/978-3-7643-8340-4_6)
- Tomberlin JK, Sheppard DC, Joyce JA (2002) Selected life-history traits of black soldier flies (Diptera: Stratiomyidae) reared on three artificial diets. *Ann Entomol Soc Am* 95:379–386. [https://doi.org/10.1603/0013-8746\(2002\)095\[0379:SLHTOB\]2.0.CO;2](https://doi.org/10.1603/0013-8746(2002)095[0379:SLHTOB]2.0.CO;2)
- Üstüner T, Hasbenli A, Rozkošný R (2003) The first record of *Hermetia illucens* (Linnaeus, 1758) (Diptera, Stratiomyidae) from the Near East. *Studia Dipterologica* 10:181–185. <https://doi.org/10.24189/ncr.2019.063>
- Venkatesh G, Elmi RA (2013) Economic-environmental analysis of handling biogas from sewage sludge digesters in WWTPs (wastewater treatment plants) for energy recovery: case study of Bekkelaget WWTP in Oslo (Norway). *Energy* 58:220–235. <https://doi.org/10.1016/j.energy.2013.05.025>
- Wang L, Zheng Z, Zhang Y, Chao J, Gao Y, Luo X, Zhang J (2013) Biostabilization enhancement of heavy metals during the vermicomposting of sewage sludge with passivant. *J Hazard Mater* 244–245:1–9. <https://doi.org/10.1016/j.jhazmat.2012.11.036>
- Wang X, Wu N, Wu X, Geng W, Xu X (2021) Effect of insect feces (*Hermetia illucens*) on rice growth and heavy metal migration from polluted soil to rice plant. *Environ Sci Pollut Res* 29:14695–14704. <https://doi.org/10.1007/s11356-021-16803-0>
- Wei L, Wang K, Zhao Q, Jiang J, Xie C, Qiu W (2010) Organic matter extracted from activated sludge with ammonium hydroxide and its characterization. *J Environ Sci* 22:641–647. [https://doi.org/10.1016/S1001-0742\(09\)60157-1](https://doi.org/10.1016/S1001-0742(09)60157-1)
- Witter E (1996) Towards zero accumulation of heavy metals in soils: an imperative or a fad? *Fertilizer Res* 43:225–233
- Wong JW, Selvam A, Zhao Z, Yu SM, Law AC, Chung PC (2011) Influence of different mixing ratios on in-vessel co-composting of sewage sludge with horse stable straw bedding waste: maturity and process evaluation. *Waste Manag Res* 29:1164–1170. <https://doi.org/10.1177/0734242X11420600>
- Coomer JC (2014) The importance of micro-minerals: manganese. <https://agriking.com/the-importance-of-micro-minerals-manganese/> Accessed December 12, 2021.
- Diclaro JW, Kaufman PE (2009) Black soldier fly *Hermetia illucens* Linnaeus (Insecta: Diptera: Stratiomyidae). *EENY* 461:1–4. <https://edis.ifas.ufl.edu/in830>.
- Diener S and Zurbrugg C (2008) Conversion of organic refuse by saprophages (CORS). *Sandec News* 9:10–11. <https://www.dora.lib4ri.ch/eawag/islandora/object/eawag%3A9522>.
- Dortmans B, Diener S, Verstappen BM, Zurbrugg C (2017) Black soldier fly biowaste processing: a step-by-step guide. Swiss Federal Institute of Aquatic Scienc and Technology (Eawag), Dübendorf, Switzerland.
- EC - Commission of the European Communities (2000) Report from the Commission to the Council and the European Parliament on the implementation of Community waste legislation for the period 1995–1997. *COM(1999) 752 final* 1–92
- EC - Commission of the European Communities (2001) Disposal and recycling route for sewage sludge. Scientific and technical sub-component Report 23 October. Accessed 9 June 2021
- EC- Commission of the European Communities (2002) Directive 2002/32/EC of the European parliament and of the council of 7 May 2002 on undesirable substances in animal feed. Commission of the European Communities. <http://data.europa.eu/eli/dir/2002/32/oj>. Accessed 11 May 2021
- EEA - European Environment Agency (2020) Bio-waste in Europe — turning challenges into opportunities. *EEA Report No 4/2020.* <https://doi.org/10.2800/630938>.
- EFSA (2016) Safety and efficacy of iron compound (E1) as feed additives for animal species. <https://doi.org/10.2903/j.efsa.2016.4396>.
- EFSA (2019) Safety and efficacy of a molybdenum compound (E7) sodium molybdate dihydrate as feed additive for sheep based on a dossier submitted by Trouw Nutrition International B.V. <https://doi.org/10.2903/j.efsa.2019.5606>.
- Eurostat (2019) Sewage sludge production and disposal from urban wastewater. <https://ec.europa.eu/eurostat/web/environment/water>.
- FDA (2021) <https://www.fda.gov/animal-veterinary/safe-feed/vitamin-k-substances-and-animal-feed>. Accessed December 13, 2021
- Gobbi P, Martinez-Sanchez A, Rojo S (2013) The effects of larval diet on adult life-history traits of the black soldier fly, *Hermetia illucens* (Diptera: Stratiomyidae) *Eur J of Entomol* 110:461–468. <http://www.eje.cz/pdfs/110/3/461>.
- Hogsette JA (1992) New diets for production of house flies and stable flies (Diptera: Muscidae) in the laboratory. *J Econ Entomol* 85: 2291–2294. <https://digitalcommons.unl.edu/usdaarsfacpub/1005>
- Mateo-Sagasta J., Liqa R.S., Thebo, A. (2015) Global wastewater and sludge production, treatment and use. In Drechsel P. Qadir M. Wichelns D (eds.) *Wastewater: economic asset in an urbanizing*

- world. Springer, Dordrecht, pp.15–38. [https://doi.org/10.1007/978-94-017-9545-6\\_2](https://doi.org/10.1007/978-94-017-9545-6_2).
- McGrath SP (1987) Long term studies of metal transfers following application of sewage sludge. In Coughtrey PJ, Martin MH, Unsworth MH (eds) Pollutant transport and fate in ecosystems. British Ecological Society, London. Vol 6, pp. 301–317
- Neis-Beeckmann P (2020) A vision: insect biorefineries as components of a sustainable bioeconomy. <https://www.biooekonomie-bw.de/en/articles/news/A-vision-insect-biorefineries-as-components-of-a-sustainable-bioeconomy>.
- Newton L, Sheppard D, Watson DW, Burtle G, Dove R (2005) Using the black soldier fly, *Hermetia illucens*, as a value-added tool for the management of swine manure. Report for Mike Williams 1:1–19. <https://p2infohouse.org/ref/37/36122.pdf>.
- NIVA - Norwegian Institute for Water Research (2018) Microplastics in agricultural soils: a reason to worry? <https://www.niva.no/en/news/microplastics-in-agricultural-soils-a-reason-to-worry>. Accessed 9 June 2021
- NRC (2005) Mineral tolerance of animals. National Research Council Second Revised Edition, 2005. Washington, DC. The National Academies Press. <https://doi.org/10.17226/11309>.
- Perednia DA (2016) Using black soldier fly as a tool for rural and community development. Permetia Envirotech. Inc. <https://portal.nifa.usda.gov/web/crisprojectpages/1006293-using-black-soldier-flies-as-a-tool-for-rural-and-community-development.html> Accessed 24 March 2021
- Rengel Z (2004) Heavy metals as essential nutrients. In: Prasad MNV (ed) Heavy metal stress in plants. From Biomolecules to Ecosystems, 2<sup>nd</sup> edition, Springer, Berlin. [https://doi.org/10.1007/978-3-662-07743-6\\_11](https://doi.org/10.1007/978-3-662-07743-6_11).
- Rivers DB & Dahlem GA (2014) The science of forensic entomology. Wiley-Blackwell (ed), Hoboken, NJ pp 121–187.
- UNWWDR (2017) United Nations World Water Development Report - Wastewater: the untapped resource p 198. <https://unesdoc.unesco.org/ark:/48223/pf0000247153>

**Publisher's note** Springer Nature remains neutral with regard to jurisdictional claims in published maps and institutional affiliations.